



Thor CV31 Accessory Catalog

contents

Power Supplies & Adapters 2

Interface Cables 3






Keyboards 4

Installation & Mounting 5





Miscellaneous 6

Batteries 6



Power Supplies & Adapters

| PRODUCT NAME | SKU | DESCRIPTION |
|--|---|--|
| <p>Direct Wiring Kit (9-36V DC)</p>  | 203-950-001 | Connects CV31 with internal 9-36V DC-DC converter directly to forklift electrical system. |
| <p>Extended Range Power Kit (6-96V DC)</p>  | 203-950-002 | Extended voltage range power supply kit for connecting CV31 to vehicle systems. Requires adapter cable (VE027-8024-C0) sold separately. |
| <p>Cable Adapter (5-Pin Male to 6-Pin Female)</p>  | VE027-8024-C0 | CV30-to-CV31 power adapter cable. For use connecting legacy CV30 5-pin power output cables to CV31 6-pin input. |
| <p>AC Wall Adapter Kit</p>  | 203-955-001 | Requires country-specific AC power cord sold separately. |
| <p>AC Power Cord</p> | <p>1-974030-025 71918 321-501-002 1-974027-025 321-502-002 321-471-002 321-500-002 1-974029-020 1-974028-025</p> | <p>AC Power Cord (Australia Region) AC Power Cord (China Region) AC Power Cord (Denmark Region) AC Power Cord (Europe Region) AC Power Cord (India & South Africa Regions) AC Power Cord (Italy Region) AC Power Cord (Japan Region) AC Power Cord (UK Region) AC Power Cord (US Region)</p> |
| <p>Ignition Control Cable</p>  | 236-316-001 | Y-cable adapter cable providing wiring capability to vehicle ignition for automatic on/off power control of the CV31 computer. |

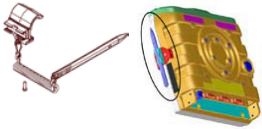
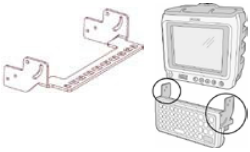




Interface Cables

| PRODUCT NAME | SKU | DESCRIPTION |
|--|-------------------|--|
| Dual USB Receptacle (Keyboard & Accessory)  | VE011-2021 | Used with Compact Keyboard (VE011-2012). Provides additional USB connection for second accessory. |
| Single USB Host Cable  | VE011-2016 | Single USB Type A breakout cable. Includes cable restraints. Does not support CV30/CV31 second USB port. |
| Dual USB Host Cable  | VE011-2017 | Dual USB Type A breakout Y-cable. Includes cable restraints. Required if using both CV30/CV31 USB ports. |
| USB Client Cable  | VE011-2018 | ActiveSync cable for developer use. |




Keyboards

| PRODUCT NAME | SKU | DESCRIPTION |
|--|--------------------|--|
| Compact Keyboard  | VE011-2022 | Compact QWERTY keyboard with terminal emulation overlays. Order Keyboard Mounting Kit (VE011-2003) to attach to CV31. |
| Full-Size Keyboard (Windows Layout)  | 340-054-003 | Features locking USB and Windows layout. Precludes use of CV31 second USB port. Compatible with Keyboard Mounting Kit (805-661-001). |
| Full-Size Keyboard (3270 Layout) | 340-054-001 | Features locking USB and 3270 terminal emulation layout. Precludes use of CV31 second USB port. Compatible with Keyboard Mounting Kit (805-661-001). |
| Full-Size Keyboard (VT220 Layout) | 340-054-004 | Features locking USB and ANSI VT220 terminal emulation layout. Precludes use of CV31 second USB port. Compatible with Keyboard Mounting Kit (805-661-001). |
| Full-Size Keyboard (5250 Layout) | 340-054-102 | Features locking USB and 5250 terminal emulation layout. Precludes use of CV31 second USB port. Compatible with Keyboard Mounting Kit (805-661-001). |

Installation & Mounting

| PRODUCT NAME | SKU | DESCRIPTION |
|---|--------------------|---|
| Stylus Mounting Kit  | VE011-2004 | Includes molded stylus holder, coil cord, screws and one stylus. |
| Keyboard Mounting Kit  | VE011-2003 | Attaches compact keyboard (VE011-2022) to the CV31 body. |
| Keyboard Vehicle Mounting Kit (Dual 1.5" Ball)  | 805-661-001 | Mounts keyboard directly to vehicle with dual 1.5" ball mount. |
| Vehicle Mounting Kit (1.5" Dual Ball Mount)  | 805-813-001 | 5.5" mounting arm with 1.5" ball. |
| Vehicle Mounting Kit (2.25" Dual Ball Mount)  | 340-054-102 | 5.5" mounting arm with 2.25" ball. |
| Desktop Mounting Kit (1.5" Dual Ball Mount)  | 805-815-001 | Desk plate with 5.5" mounting arm and 1.5" ball. |
| Coated Mounting Screws | 213-043-001 | Adhesive-coated mounting screws resist backing out under vibration. Recommended kit for customers re-installing mounting balls from their CV30 to a CV31. |

Miscellaneous

| PRODUCT NAME | SKU | DESCRIPTION |
|---|-----------------------|---|
| Screen Blanking Switch Box (Universal)  | VX89351PWRSPLY | Trigger interface to automatically blank the CV31 screen on motion. This part is also sold as legacy Intermec part number CV41351PWRSPLY. Requires cable Screen Blanking Box Cable (V1080CABLE) or a user-supplied RS232 cable. |
| Screen Blanking Box Cable  | VM1080CABLE | D9 to bare wires, 6 ft (1.8 m). |
| Bar Code Slot Reader (Visible Light)  | 858-098-001 | Bar code slot reader, with visible light and mounting plate. |
| Bar Code Slot Reader (Infrared Light) | 858-098-002 | Bar code slot reader, with infrared light and mounting plate. |
| Screen Protectors (10-Pack) | 346-086-001 | Screen protective film (package of ten). |
| Replacement Stylus (5-Pack) | VE011-2015 | Tethered style replacement styli (package of five). |
| USB Cable Retainers (5-Pack) | 203-810-001 | Used to secure USB connections in rugged applications (package of five). |

Batteries

| PRODUCT NAME | SKU | DESCRIPTION |
|-------------------------|--------------------|---------------------------------|
| Replacement Battery Kit | 213-042-001 | Replaces internal CV31 battery. |

For more information:

www.honeywellaidc.com

Honeywell Scanning & Mobility

9680 Old Bailes Road

Fort Mill, SC 29707

800-582-4263

www.honeywell.com

Thor CV31 Accessory Guide Rev B 10/15
© 2015 Honeywell International Inc.

Honeywell